

**Phillip
Securities**

**CORPORATE
WEBINAR**

28 July 2023



DISCLAIMER

Sabana Real Estate Investment Management Pte. Ltd., as manager of Sabana Industrial Real Estate Investment Trust (“Sabana Industrial REIT”, and the manager of Sabana Industrial REIT, the “Manager”), refers to its announcements in relation to the Requisition Notice by Quarz Capital ASIA (Singapore) Pte. Ltd. (the “Requisition”), and to its announcements on the application filed by ESR Group Limited and e-Shang Infinity Cayman Limited (being an indirect wholly-owned subsidiary of ESR Group Limited)(collectively, the “Applicants”) in the General Division of the High Court of the Republic of Singapore (the “High Court”), in case no. HC/OA 682/2023 (the “Originating Application”). **This presentation shall be read in conjunction with previous announcements and the financial information of Sabana Industrial Real Estate Investment Trust (“Sabana Industrial REIT” or the “REIT”) for the financial period from 1 January 2023 to 30 June 2023 (“1H 2023”) released on the SGXNet and Sabana Industrial REIT’s corporate website at <https://sabana.listedcompany.com/newsroom.html>.**

This presentation may contain forward-looking statements that may involve known and unknown risks, uncertainties and other factors which may cause the actual results, performance or achievements of Sabana Industrial REIT to differ materially from any future results, performance or achievements, expressed or implied by such forward-looking statements.

Representative examples of these factors include (without limitation) general industry and economic conditions, interest rate trends, cost of capital and capital availability, competition from similar developments, shifts in expected levels of occupancy or property rental income, changes in operating expenses, including employee wages and benefits and training costs, property expenses, governmental and public policy changes and the continued availability of financing in the amounts and on the terms necessary to support future business. You are cautioned not to place undue reliance on the information contained in this document and these forward-looking statements, which are based on the current view of Sabana Real Estate Investment Management Pte. Ltd. (in its capacity as manager of Sabana Industrial REIT) (the “**Manager**”) on future events. These are for your information only and does not have regard to your specific investment objectives, financial situation or your particular needs. Nothing herein shall be construed as investment or financial advice nor constitute an offer or invitation to invest in Sabana Industrial REIT or any investment or product of or to subscribe to any services offered by the Manager, the Trustee or any of their affiliates. No assurance can be given that future events will occur, that projections will be achieved, or that assumptions are correct. None of Sabana Industrial REIT, the Manager, any of their respective related corporations and affiliates or any of their respective directors, officers, partners, employees, agents, representatives, advisers or legal advisers assumes any responsibility to amend, modify, revise or update publicly any forward-looking statements.

This presentation includes market and industry data and forecast that have been obtained from internal surveys, reports and studies, where appropriate, as well as market research, publicly available information and industry publications. Industry publications, surveys and forecasts generally state that the information they contain has been obtained from sources believed to be reliable, but there can be no assurance as to the accuracy or completeness of such included information. While the Manager has taken reasonable steps to ensure that the information is extracted accurately and in its proper context, the Manager has not independently verified any of the data from third party sources or ascertained the underlying economic assumptions relied upon therein.

The information and opinions in this presentation are subject to change without notice, its accuracy is not guaranteed and it may not contain all material information concerning Sabana Industrial REIT. None of Sabana Industrial REIT, the Manager, their respective affiliates or any of their respective directors, officers, partners, employees, agents, representatives, advisers or legal advisers makes any representation or warranty, express or implied, as to the accuracy, completeness or correctness of the information contained in this presentation nor otherwise made available or as to the reasonableness of any assumption contained herein or therein, and any liability whatsoever (in negligence or otherwise) for any loss howsoever arising, whether directly or indirectly, from any use, reliance or distribution of this presentation or its contents or otherwise arising in connection with this presentation is expressly disclaimed.

Any discrepancies in the tables included in this presentation between the listed amounts and total thereof are due to rounding.

CAUTIONARY STATEMENT

The Manager will make further announcements on the SGXNet in the event there are any material developments which warrant disclosure, in compliance with its obligations under the Listing Manual. In the meantime, Unitholders and investors are advised to refrain from taking any action in respect of their Units which may be prejudicial to their interests, and to exercise caution when dealing in the Units. Persons who are in doubt as to the action they should take should consult their stockbroker, bank manager, solicitor or other professional advisers.

Agenda

- 01** Key Highlights
- 02** Financial Performance
- 03** Capital Management
- 04** Portfolio Performance
- 05** Market Outlook & Strategy
- 06** EGM Brief



01
Key
Highlights

PORTFOLIO OVERVIEW



- Diversified portfolio of 18 industrial properties across four industrial segments in Singapore. We have a wide tenant base of both local and international companies
- Most of our buildings enjoy strong connectivity being in close proximity to expressways, MRT stations and other modes of public transport

Portfolio Value
\$887.5 million

Tenant Base
166 tenants

Total GFA (sq ft)
4.2 million

Portfolio Occupancy
93.9%

Total NLA (sq ft)
3.5 million

Portfolio WALE
2.8 years



High-Tech Industrial

- 1 151 Lorong Chuan
Lorong Chuan (CC14)
- 2 8 Commonwealth Lane
Commonwealth (EW20)
- 3 15 Jalan Kilang Barat
Redhill (EW18)
- 4 1 Tuas Avenue 4
Tuas Crescent (EW31)
- 5 23 Serangoon North Avenue 5
- 6 508 Chai Chee Lane



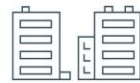
Chemical Warehouse & Logistics

- 7 33 & 35 Penjuru Lane
- 8 18 Gul Drive
Gul Circle (EW30)



Warehouse & Logistics

- 9 34 Penjuru Lane
- 10 51 Penjuru Road
- 11 26 Loyang Drive
- 12 3A Joo Koon Circle
Joo Koon (EW29)
- 13 2 Toh Tuck Link
- 14 10 Changi South Street 2
Expo (CG1/DT35)



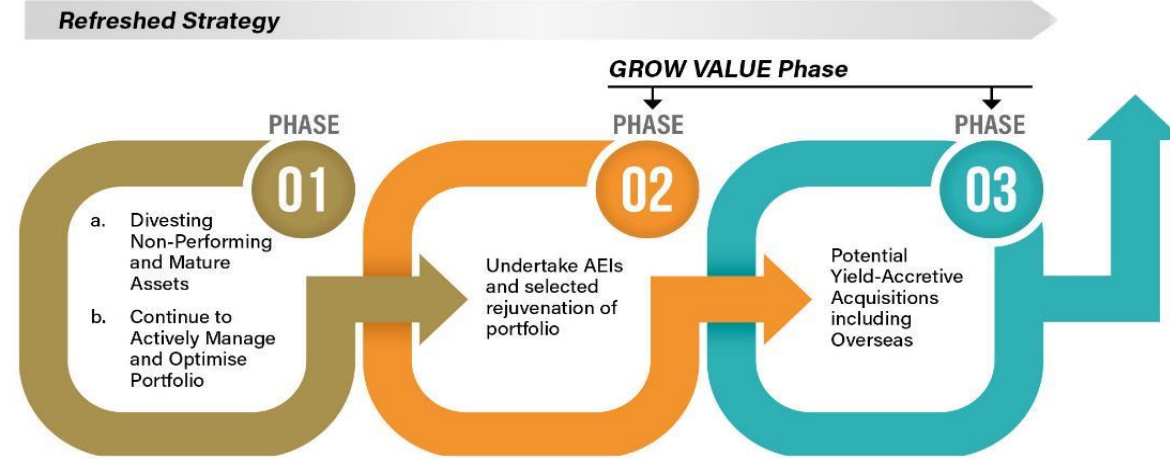
General Industrial

- 15 123 Genting Lane
Mattar (DT25)
- 16 30 & 32 Tuas Avenue 8
Tuas Crescent (EW31)
- 17 39 Ubi Road 1
MacPherson (DT26/CC10)
- 18 21 Joo Koon Crescent
Joo Koon (EW29)

REFRESHED STRATEGY: INTENSIFYING OUR GROW VALUE PHASE

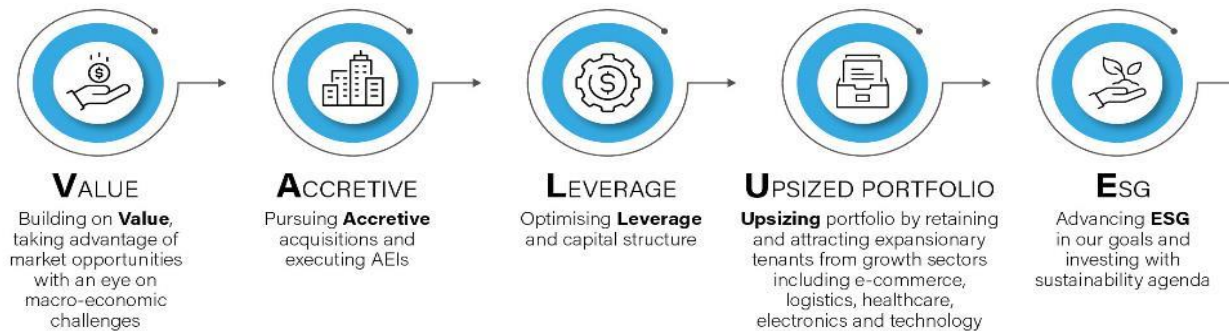
The Manager's current focus is to further intensify the REIT's progress under Phase 2 and move into Phase 3 to **GROW VALUE** and deliver long-term and sustainable Unitholder value

On the GROW VALUE phase of Refreshed Strategy with five strategic priorities



- All underpinned by
- Prudent Capital and Risk Management
 - Ongoing Cost Rationalisation

Five Strategic VALUE Priorities for Phases 2 and 3 of Refreshed Strategy



Targeting to achieve upsized portfolio valuation of more than \$1 billion between 2025 and 2027

KEY HIGHLIGHTS

- Net property income in 1H 2023 was resilient on the back of higher gross revenue
 - Total portfolio occupancy improved to 93.9%, which is at a multi-year high
 - Steady or improved occupancies across all properties¹ as at 30 June 2023 versus 31 December 2022
 - Continued to benefit from strong demand for warehouse and logistics properties, accounting for 16.6% of 1H 2023 gross rental income, up from 13.8% a year ago
 - Electronics and Logistics and Supply Chain Management trade sector tenants among fastest-growing during 1H 2023
- Achieved record rental reversion of 20.1% in 1H 2023, consistently among the highest in the industrial S-REIT sector
 - Attained tenant retention rate of 84.8% in 1H 2023
 - Supported by Manager's proactive tenant management and leasing strategy
- Prudent capital management with proactive review of debt management integrated with ESG considerations
 - Aggregate leverage stood at 32.5%, amongst lowest for Singapore-listed REITs
 - Obtained unsecured sustainability-linked term loan and revolving credit facilities of up to \$100 million in June 2023
 - Next refinancing in 4Q 2025
- Progress of asset enhancement initiative (“**AEI**”) at 1 Tuas Avenue 4
 - 14% completed, on track to 1H 2024 Temporary Occupation Permit (“**TOP**”)
- Submission of provisional planning application to URA in June 2023 for the Phase 3 AEI for New Tech Park involving gross floor area intensification

1. Excluding 1 Tuas Avenue 4 which is undergoing asset enhancement initiative

KEY FINANCIAL HIGHLIGHTS

Financial Highlights

Gross Revenue

1H 2023	\$55.3m (+23.2% y-o-y)
1H 2022	\$44.9m

NPI

1H 2023	\$27.2m (+0.5% y-o-y)
1H 2022	\$27.0m

DPU

1H 2023	1.61 cents (+1.3% y-o-y)
1H 2022	1.59 cents

All in borrowing cost/ LTV

As at 30 June 2023	3.89% / 32.5%
As at 31 December 2022	3.86% / 32.4%

1H 2023 Results

- Gross revenue increased by 23.2% y-o-y to \$55.3 million, mainly due to higher occupancy rates across the portfolio
- NPI increased by 0.5% y-o-y to \$27.2 million, as growth in gross revenue was largely offset by higher property expense
- DPU increased 1.3% y-o-y to 1.61 cents

Capital Management

- Obtained an unsecured sustainability-linked term loan and revolving credit facilities of up to \$100 million in June 2023
- Average all-in financing cost of 3.89%, with a healthy interest coverage ratio of 3.5 times
- Aggregate leverage at a low of 32.5%
- Weighted average debt maturity at 3.3 years
- Next refinancing requirement in 4Q 2025

Interest Exposure

- 82.2% of borrowings are on fixed rates
- Every potential 20 bps increase in interest rates may result in \$0.10m decrease in distributable income or 0.3% reduction (equivalent to 0.01 cents) on DPU¹ per annum

1. Based on 1,096,121,325 units as at 31 December 2022.

KEY PORTFOLIO HIGHLIGHTS

Proactive Asset Management

Occupancy

1H 2023	93.9% (+2.6 pp)
1H 2022	91.3%

Rental Reversion

1H 2023	+20.1%
1H 2022	+9.1%

Valuation

1H 2023	\$887.5m (+1.8% y-o-y)
1H 2022	\$871.7m

WALE

As at 30 June 2023	2.8
As at 30 June 2022	2.8

Portfolio Occupancy

- Total portfolio occupancy at 93.9% (1H 2022: 91.3%), which is at a multi-year high
- Majority of portfolio properties at above 90% occupancy rate as at 30 June 2023, of which 12 properties are at full or near-full occupancy¹
- Occupancy rate of 151 Lorong Chuan (“**New Tech Park**”) increased to 79.1% from 77.1% as at 31 December 2022, which is near comparable to Business Parks’ 81.3%²

1H 2023 New and Renewed Leases

- 40 new and renewed leases concluded in 1H 2023 totaling 533,656 sq ft
- 52.5% of leases expiring in 2023 has been renewed or replaced by new leases
- 23.6% under lease negotiation/lease documentation
- Tenant retention rate of 84.8% achieved in 1H 2023

Rental Reversion

- Achieved record rental reversions of 27.1% and 20.1% for 2Q 2023 and 1H 2023 respectively, consistently among the highest in the industrial S-REIT sector and following two consecutive years of positive double digit rental reversions in FY 2021 and FY 2022

Portfolio Valuation

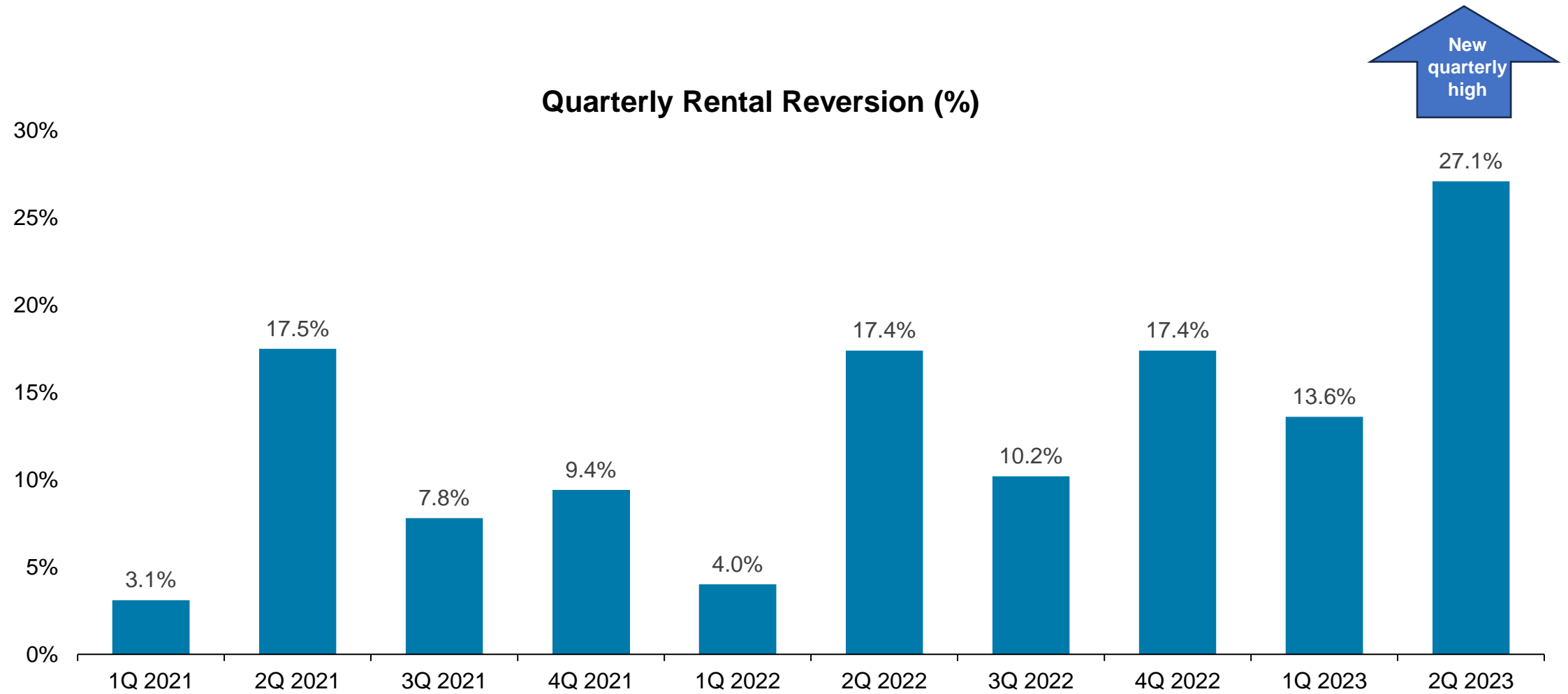
- Improved portfolio valuation of \$887.5 million as at 30 June 2023 from \$885.7 million as at 31 December 2022
- Reflects strategic focus on rentals to support valuation and net asset value, despite declining land tenure

Weighted Average Lease Expiry (WALE)

- Portfolio WALE by gross rental income stood at 2.8 years as at 30 June 2023

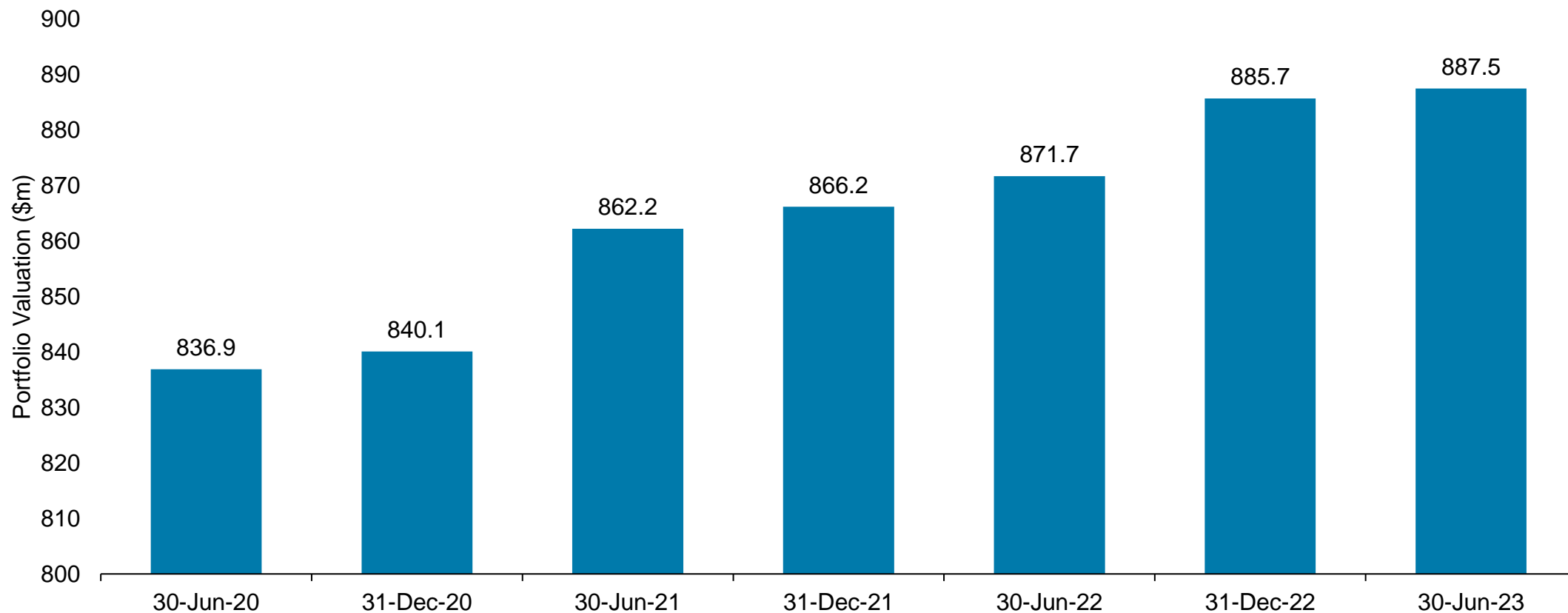
1. Among the remaining four properties with below 90% occupancy, 15 Jalan Kilang Barat reported 68.7% occupancy rate, down from the 81.0% as at 31 March 2023 due to non-renewal by an anchor tenant in May 2023.
 2. Source: JTC Quarterly Market Report – Industrial Properties 1Q 2023; <https://stats.jtc.gov.sg/content/static/Documents/Quarterly%20Market%20Report%202023Q1.pdf>

CONSECUTIVE POSITIVE RENTAL REVERSIONS SINCE 1Q 2021



IMPROVEMENT IN PORTFOLIO VALUATION AND GROW VALUE

Portfolio valuation has increased since the pandemic to \$887.5m despite declining land tenure
Net Asset Value has risen to \$0.53 per unit as at 30 June 2023 from \$0.51 per unit as at 30 June 2020



Note: Half-year desktop valuations and full year valuations are conducted for periods as at 30 June and as at 31 December respectively

UPDATES ON 1 TUAS AVENUE 4 AEI


14% completed as of end-June 2023, on track to attaining TOP in 1H 2024

Since its ground-breaking on 4 April 2023, 1 Tuas Avenue 4 has undergone major works involving:

- demolition of the double slab at the Annex Block
- demolishing of the non-structural members and
- removal of existing M&E services




Artist's Impression of 1 Tuas Avenue 4



Removal of Existing Vermiculite



Touch Up Soffit of Slab @ L2




Removal of Existing M&E Services



ADVANCING ESG IN OUR GOALS

- **To convert all financing to sustainability-linked loans or green loans by 2025**
 - Secured first sustainability-linked loan in February 2022
 - Second sustainability-linked term loan and revolving credit facilities of up to \$100 million in June 2023
- **Supported by sustainability governance and leadership by Board and senior management**
 - Adopting clearly defined protocols, policies and guidelines to ensure a strong culture of transparency, integrity and accountability at every level of the Manager
- **Ongoing efforts towards strengthening environmental reporting and transparency**
 - Aligned with GRI 2021 in Sustainability Report
 - Adopted GRESB reporting to provide greater transparency
- **Focus on execution to achieve environmental targets**
 - Committing to long-term goal of reducing REIT's carbon emissions by harnessing decarbonisation solutions

DRIVING SUSTAINABILITY



Solar Panel Installation

- Installation of solar panels at four properties¹
- Target completion by 4Q 2023, except for 1 Tuas Avenue 4 which will be by 2H 2024



EV Charging

- Completion of installation of four EV charging stations at New Tech Park
- Operation commenced in May 2023



LED Re-Lamping

- Replacement of all common area lighting to LED across remaining five properties under property manager's control
- Target completion by end 4Q 2023



Building Equipment Upgrading

- On-going upgrading of air-conditioning chillers and installation of new chilled and condenser water pumps at 508 Chai Chee Lane
- Target completion in 2H 2023



Water-Efficient Fittings

- Progressively install water-efficient fittings certified under PUB's Water Efficient Labelling Scheme rating of 3 or 4 ticks across at least 50% of the properties under property manager's control
- Target completion by end 4Q 2023



Encouraging Recycling

- Installing recycling by installing recycling bins on at least 50% of the properties under property manager's control
- Target completion by end 4Q 2023

1. The four properties are 34 Penjuru Lane, 10 Changi South Street 2, 3A Joo Koon Circle and 1 Tuas Avenue 4

PORTFOLIO UPDATES

NTP+ Mall

- Onboarded three new F&B tenants at NTP+ mall in 1H 2023 as part of revitalisation of retail tenant mix
 - Fish & Co (8th outlet in Singapore)
 - Chef Wai's Noodle Bar (1st dine-in restaurant in Singapore)
 - Keb's (1st outlet in Singapore)
- Occupancy rate of NTP+ mall at 98.7% as at 30 June 2023

123 Genting Lane and 39 Ubi Road 1

- Carried out lift lobby upgrading involving replacement of floor tiles, installation of feature ceiling, replacement of wall finishing and light fixtures with LEDs to improve energy efficiency
- Re-tiling of drop-off area
- Projects at 39 Ubi Road 1 completed in 1Q and 123 Genting Lane completed in 2Q



New Tech Park



Keb's - German Döner Kebab



123 Genting Lane



Upgrading of the lift lobby and drop-off area at 123 Genting Lane



39 Ubi Road 1



Fish & Co



Chef Wai's Noodle Bar



Modernised lift lobby at 39 Ubi Road 1

02 Financial Performance



BALANCE SHEET

(\$'000)	As at 30 June 2023	As at 31 December 2022
Investment properties ⁽¹⁾	964,435	962,179
Other assets	20,539	21,013
Total assets	984,974	983,192
Borrowings, at amortised cost	291,635	288,921
Other liabilities	111,146	108,484
Total liabilities	402,781	397,405
Net assets attributable to Unitholders	582,193	585,787
Units in issue (units)	1,102,156,128	1,096,121,325
NAV per unit (S\$)	0.53	0.53

(1) Movement in investment properties mainly due to the revaluation of investment properties based on the independent valuations of the properties undertaken by independent valuers and the capital expenditure spent.

DISTRIBUTION STATEMENT

(\$'000)	1H 2023	1H 2022	Variance (%)	2H 2022	Variance (%)
Gross Revenue ⁽¹⁾	55,277	44,850	23.2	50,057	10.4
NPI ⁽¹⁾	27,168	27,029	0.5	26,254	3.5
Finance Costs ^{(1) (2)}	(6,099)	(5,128)	18.9	(5,730)	6.4
Total Amount Available for Distribution ⁽³⁾	17,819	17,147	3.9	15,923	11.9
DPU (cents) ⁽³⁾⁽⁴⁾	1.61	1.59	1.3	1.46	10.3

(1) Please refer to the other information section of the interim financial information for explanation of the variances.

(2) Excluding amortisation of transaction costs, please refer to note 10 of the interim financial information for detailed breakdown.

(3) The REIT's distribution policy is to distribute at least 90.0% of its distributable income to Unitholders. For FY 2022 and 2023, the Manager has resolved to distribute 100.0% of the total amount available for distribution to Unitholders.

(4) Total issued units as of 30 June 2023 was 1,102,156,128 (30 June 2022: 1,082,142,707)

03
Capital
Management

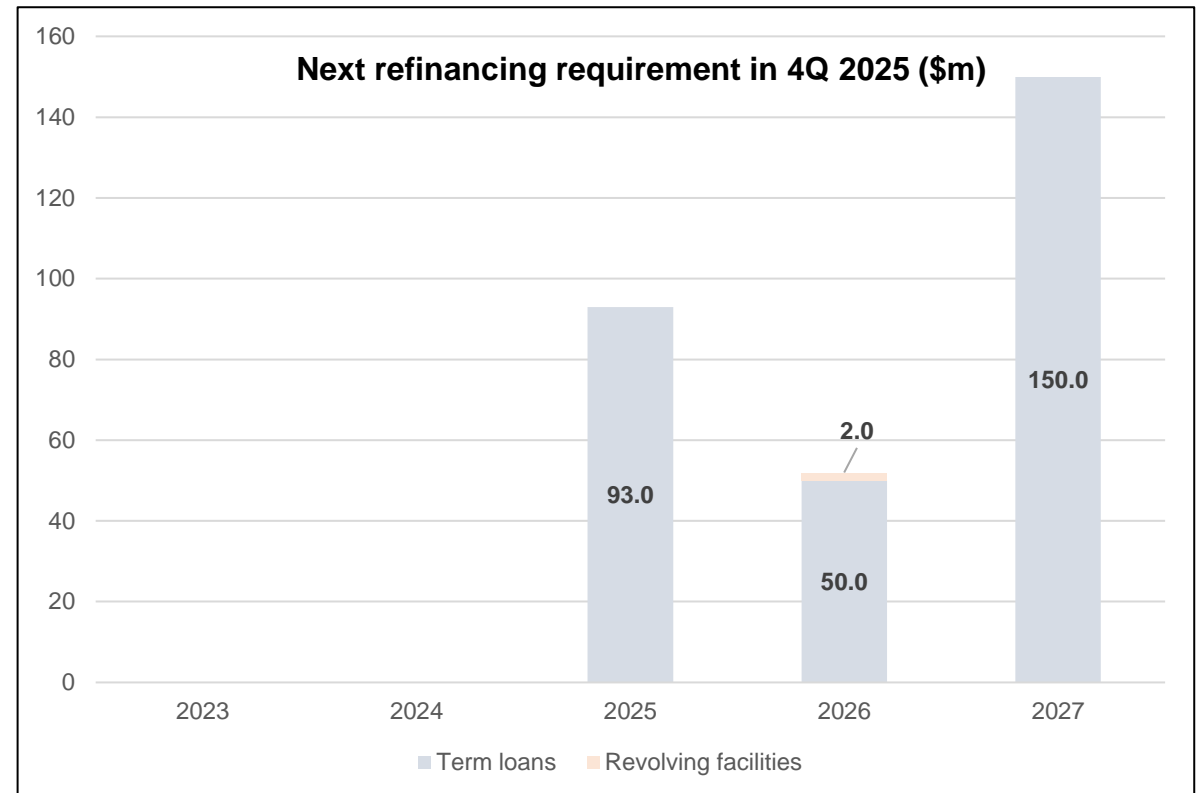


CAPITAL MANAGEMENT

Key Credit Metrics

	As at 30 June 2023	As at 31 December 2022
Total borrowings	\$295.0m	\$293.0m
- Term loans	\$293.0m	\$293.0m
- Revolving Facilities	\$2.0m	-
Aggregate leverage⁽¹⁾	32.5%	32.4%
Interest coverage ratio ⁽²⁾	3.5x	3.8x
Weighted average tenure of borrowings	3.3 years	2.8 years
Average all-in financing cost	3.89%	3.86%
Proportion of total borrowings on fixed rates	82.2%	82.8%
Debt Headroom⁽³⁾	\$155.6m	\$156.1m
Unencumbered assets	100%	100%

Debt Maturity Profile



Notes:

- (1) Ratio of total borrowings & deferred payment over deposited property as defined in the Property Funds Appendix of the Code on Collective Investment Schemes.
- (2) Based on the interest coverage ratio definition in Appendix 6 of the Code on Collective Investment Schemes.
- (3) On the basis of an aggregate leverage limit of 50.0% pursuant to the Property Funds Appendix, inclusive of undrawn facilities of \$93.0m.

DISTRIBUTION DETAILS

Sabana Industrial REIT Code: M1GU

Distribution Period	DPU (cents)
1 January 2023 to 30 June 2023	1.61
Distribution Timetable	
Last date that the Units are quoted on a “cum”- distribution basis	Tuesday, 25 July 2023
Ex-date	Wednesday, 26 July 2023
Books closure date	Thursday, 27 July 2023, 5pm
Distribution payment date	Thursday, 14 September 2023
Distribution Reinvestment Plan (“DRP”) Timetable	
Announcement of DRP issue price	Thursday, 27 July 2023
Closing Date for submission of Notice of Election	Wednesday, 23 August 2023, 5pm
Listing of new units issued	Thursday, 14 September 2023

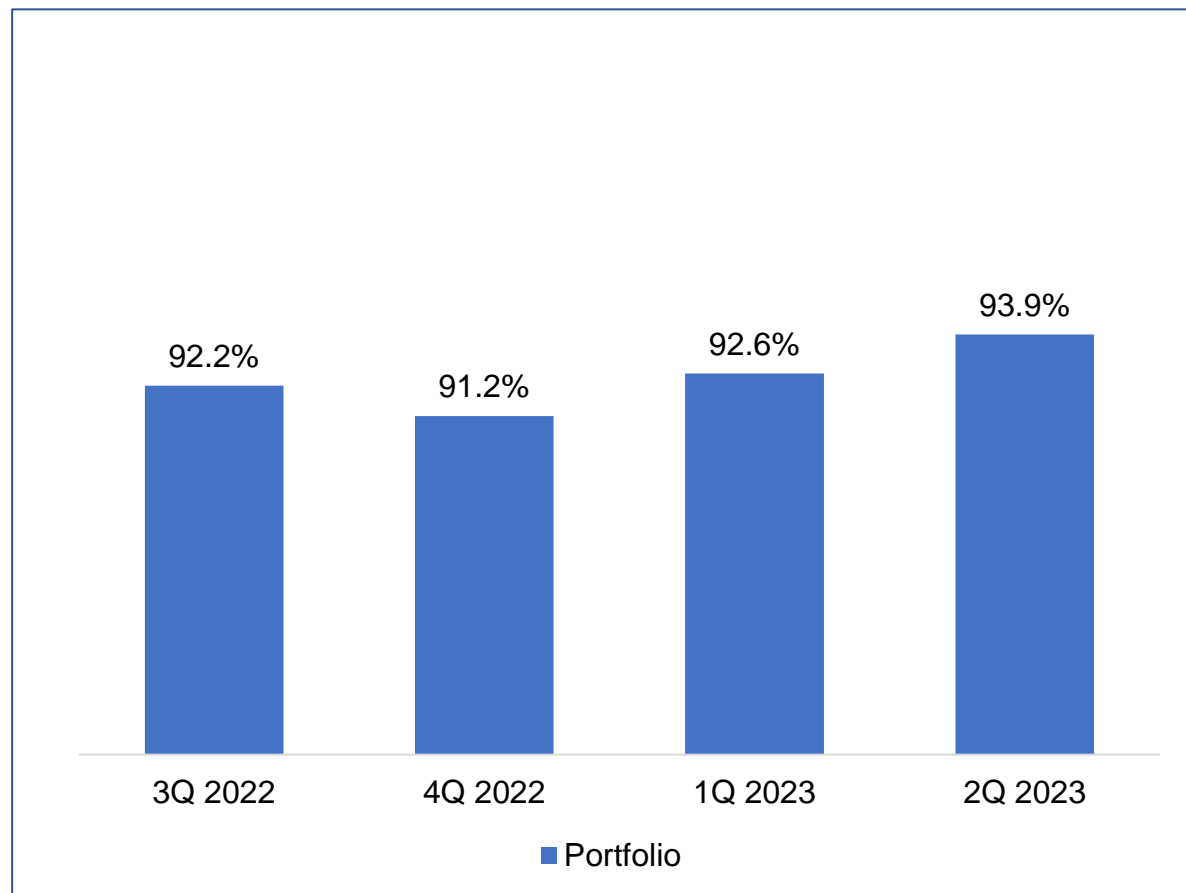
Application of the REIT’s Distribution Reinvestment Plan (DRP) to the 1H 2023 Distribution to allow Unitholders to participate in longer-term growth of the REIT

04
Portfolio
Performance



PORTFOLIO OVERVIEW

Portfolio Occupancy



Key Portfolio Attributes

	As at 30 June 2023	As at 31 December 2022
Portfolio GFA	4.2m sq ft	4.2m sq ft
Total portfolio occupancy ⁽¹⁾	93.9%	91.2%
Weighted average master lease term to expiry ⁽²⁾	5.6 years	6.0 years
Weighted average portfolio lease term to expiry ⁽³⁾	2.8 years	3.0 years
Weighted average unexpired lease term for the underlying land ⁽⁴⁾	27.9 years	28.4 years

(1) By Net Lettable Area ("NLA"). Excluding 1 Tuas Avenue 4 which is currently undergoing Asset Enhancement Initiative ("AEI")

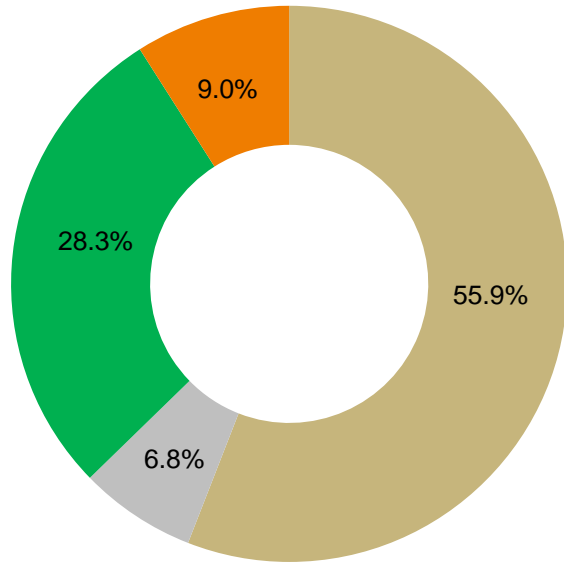
(2) Weighted by gross rental income (master leases of 5 properties).

(3) Weighted by gross rental income (5 master leases and 12 multi-tenanted properties).

(4) Weighted by Gross Floor Area ("GFA").

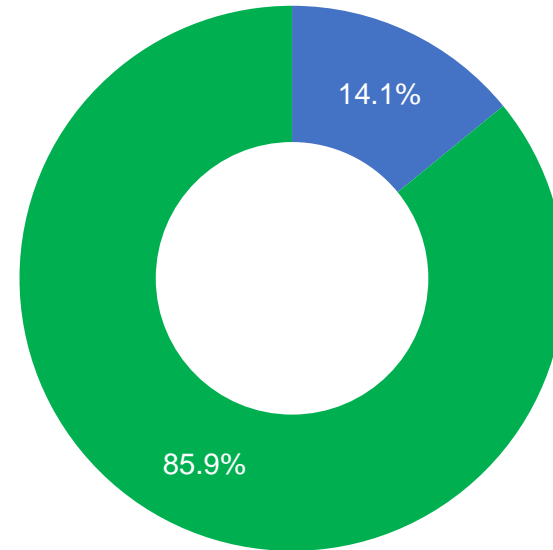
WELL-DIVERSIFIED PORTFOLIO

Breakdown of Asset Types By Gross Rental Income⁽¹⁾



- High-Tech Industrial
- Warehouse & Logistics
- Chemical Warehouse & Logistics
- General Industrial

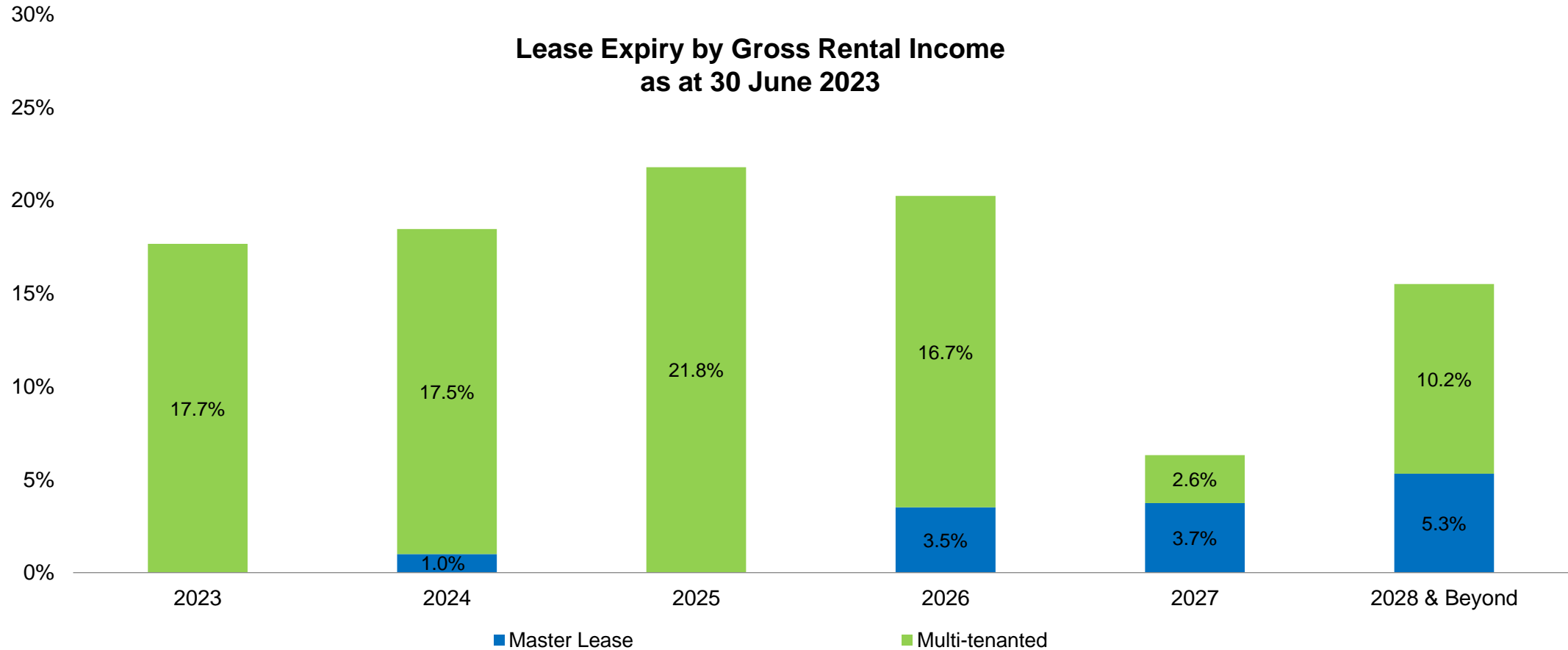
Breakdown of Master-leased and Multi-tenanted Properties By Gross Rental Income⁽¹⁾



- Master Lease
- Multi-tenanted

(1) As at 30 June 2023

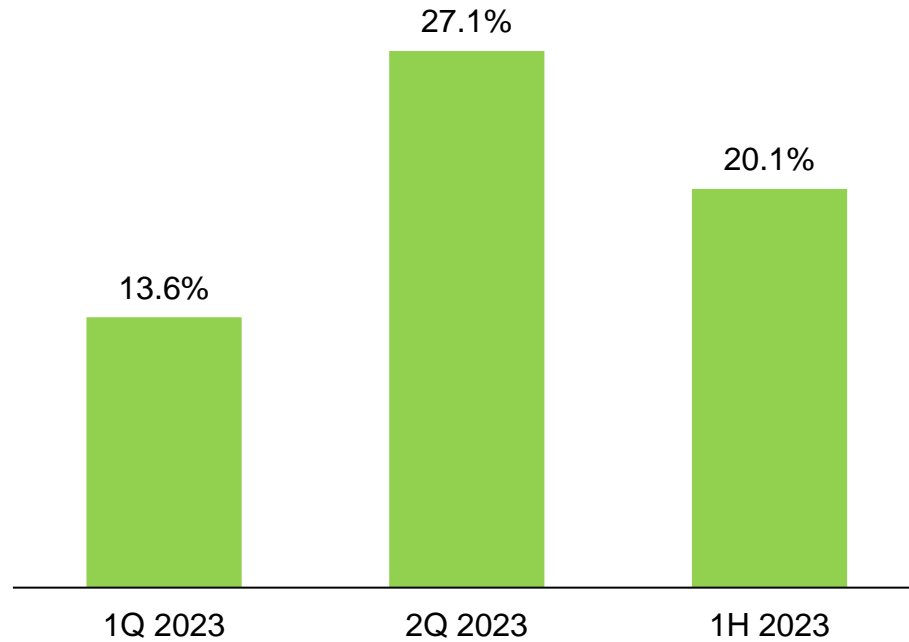
PROACTIVE LEASE MANAGEMENT



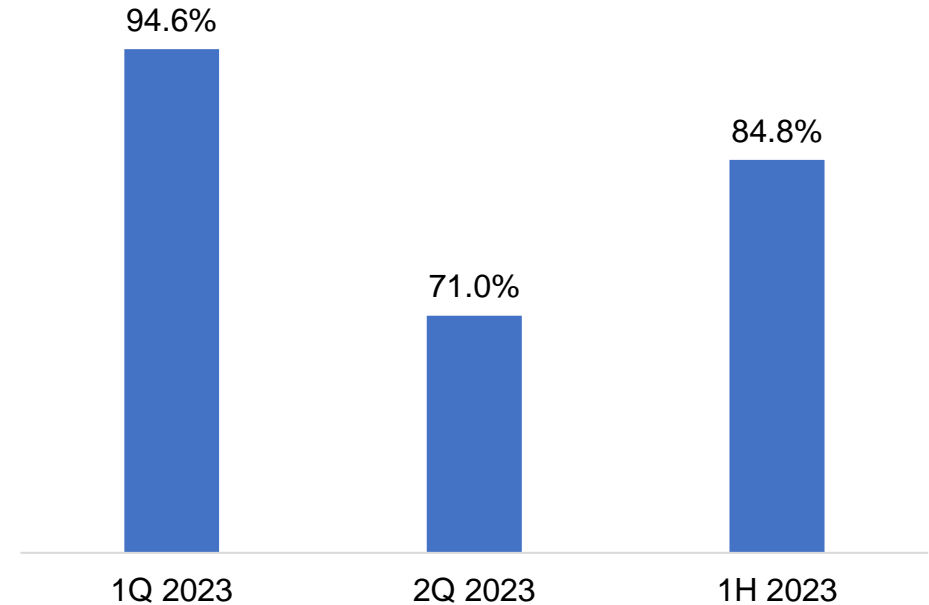
LEASING UPDATE

	1Q 2023	2Q 2023	1H 2023
Renewal (sq ft) (No. of Leases)	156,388 (10)	134,409 (9)	290,797 (19)
New Leases (sq ft) (No. of Leases)	180,262 (15)	62,597 (6)	242,859 (21)

Rental Reversion (%)

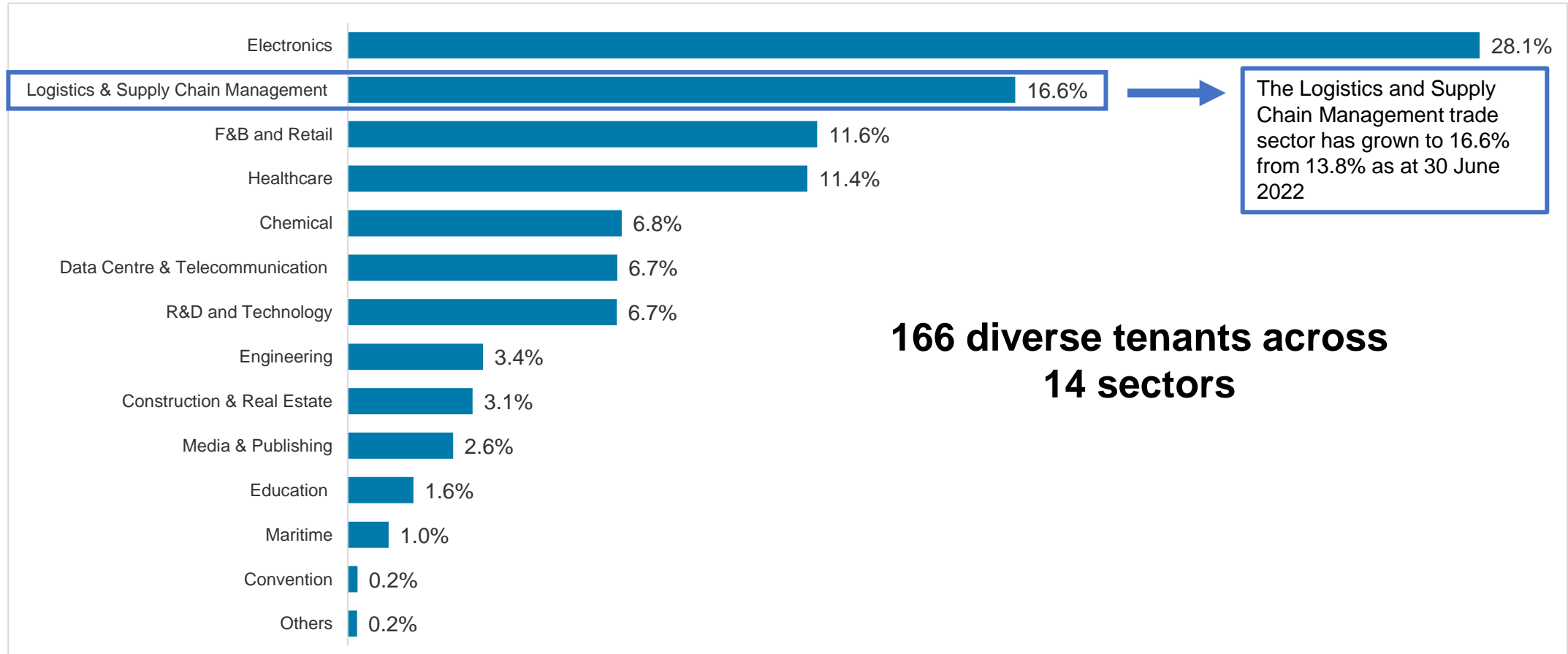


Retention Rate (%)



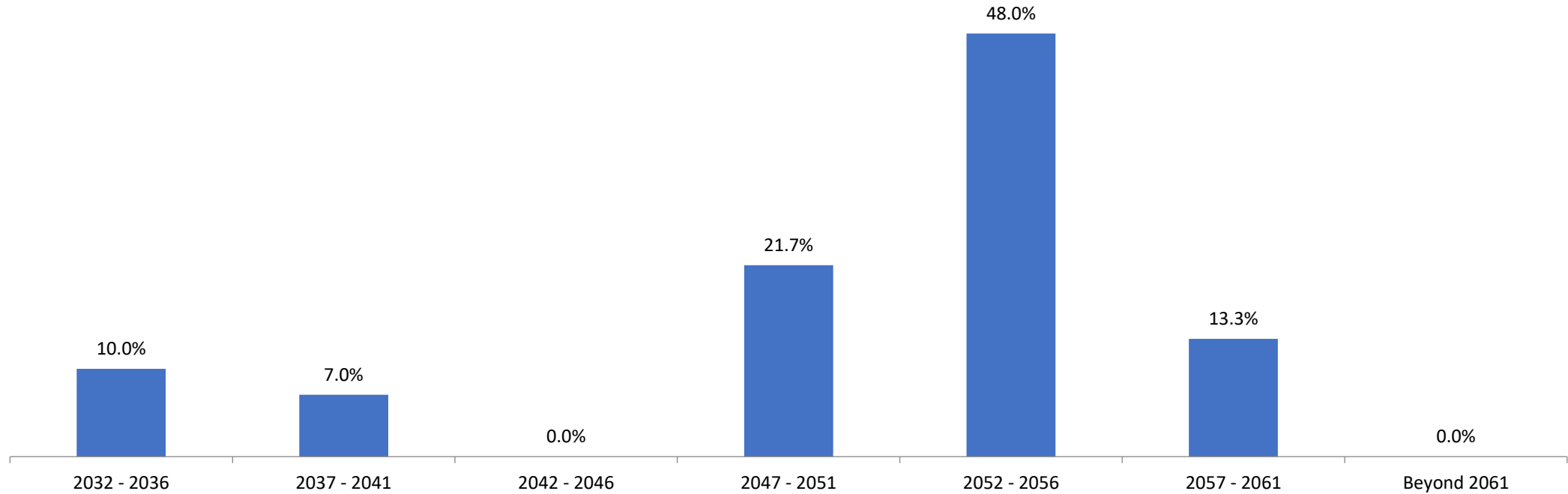
DIVERSE BASE OF TENANTS

Trade Sectors By Gross Rental Income
as at 30 June 2023



LONG WEIGHTED AVERAGE LEASEHOLD FOR UNDERLYING LAND

Long underlying land leases, with an average of 27.9 years by GFA



Percentage of unexpired land lease term by GFA⁽¹⁾

(1) As at 30 June 2023

05
Market
Outlook &
Strategy



Market Outlook & Strategy

Singapore Economic Outlook

- Singapore's Ministry of Trade and Industry⁽¹⁾ ("MTI") reported that based on advance estimates, Singapore's economy grew by 0.7% y-o-y in 2Q 2023, faster than the 0.4% growth in the previous quarter. Based on sectoral performance, the manufacturing sector contracted by 7.5% y-o-y in 2Q 2023, a deterioration from the 5.3% contraction in the previous quarter.
- The Ministry of Trade and Industry expects Singapore's GDP growth to come in at "0.5 to 2.5 per cent" in 2023, with growth likely to be around mid-point of range⁽²⁾

Industrial Property Outlook

- JTC's all industrial space rental index rose by 2.8% in 1Q 2023, notwithstanding the decline of overall occupancy rate by 0.6 percentage points to 88.8%⁽³⁾.
- According to Knight Frank, outlook for industrial and logistics will remain stable with cautious price and rental growth of 1% to 3% for most industrial property types in 2023, despite the deteriorating business sentiment. The record volume of a total of S\$22.5 billion in fixed asset investment in 2022, particularly for the manufacturing sector should provide an uplift in Singapore's industrial ecosystem⁽⁴⁾.

Sabana Industrial REIT

- The prevailing geopolitical risks and persistent inflationary pressures provide a challenging backdrop for the Singapore economy. The Manager will remain vigilant to downside risks in view of the contraction of Singapore's overall factory activity during April to June 2023, based on the Purchasing Manager Index.
- As Fed officials project additional interest rates hike in the second half of 2023, the Manager has further optimised the REIT's capital structure to mitigate risks from rising interest rates.
- The Manager will stay focused on proactive lease and portfolio management to protect valuation and net asset value, amid the challenge of declining land tenure of its portfolio properties.
- The Manager continues to take measures to enhance and create value for all unitholders in line with the REIT's GROW VALUE phase. The five strategic priorities and target to achieve upsized portfolio valuation of more than \$1 billion between 2025 and 2027 will continue to guide the Manager in delivering long-term sustainable value for all Unitholders.
- The Manager would like to draw attention to the Rule 704(5) announcement that states that the report of the independent auditors of Sabana Industrial REIT, Ernst & Young LLP, on Sabana Industrial REIT's 1H 2023 financial results included an emphasis of matter in respect of a material uncertainty that may cast significant doubt on the ability of the Sabana Industrial REIT and its subsidiary to continue as a going concern.⁽⁵⁾

Sources:

- (1) "Singapore's GDP Grew by 0.7 Per Cent in the Second Quarter of 2023", Ministry of Trade and Industry Singapore. 14 July 2023.
- (2) "MTI Maintains 2023 GDP Growth Forecast at "0.5 to 2.5 Per Cent". Ministry of Trade and Industry Singapore. 25 May 2023.
- (3) "JTC Quarterly Market Report for 1Q 2023". JTC. 27 April 2023.
- (4) "A tough year ahead of manufacturing". Knight Frank. 10 April 2023.
- (5) This shall be read in conjunction with the "Announcement Pursuant to Rule 704(5) of the Listing Manual" that is available on <https://sabana.listedcompany.com/newsroom.html>.

06
EGM Brief



BACKGROUND

- On 8 June 2023, the Manager announced that it had on 7 June 2023 received a letter (“**Requisition Letter**”) from Quarz Capital ASIA (Singapore) Pte. Ltd.¹ (“**Quarz**”) requesting the Manager to convene an extraordinary general meeting of Sabana Industrial REIT.²
- On 22 June 2023, the Manager issued an announcement setting out important clarifications and responses to the Requisition Letter highlighting, among others, the Manager’s initial assessment of the potential risks of Quarz’s proposal (the “**Clarification Announcement**”).³
- On 28 June 2023, the Manager issued an announcement stating, among others, its intention to convene the extraordinary general meeting pursuant to the Requisition with the meeting to be held in accordance with paragraph 4.2 of Appendix 6 of the Code on Collective Investment Schemes issued by the Monetary Authority of Singapore (“**MAS**”, and Appendix 6 of the Code on Collective Investment Schemes, the “**Property Funds Appendix**”) read with Section 176 of the Companies Act 1967.⁴

Notes: Above are excerpts from EGM Circular dated 21 July 2023 - https://sabana.listedcompany.com/newsroom/20230721_000215_M1GU_XICWI54710GICFV1.5.pdf

1. As at 19 July 2023, Quarz held 14.01% of the total issued units of Sabana Industrial REIT
2. Page 1, Section 1.1 “Background” and Page 39, Section 6 “Interests of Directors and Substantial Unitholders”
3. https://sabana.listedcompany.com/newsroom/20230622_215611_M1GU_OJ72PBCQ0FTU80K8.2.pdf
4. https://sabana.listedcompany.com/newsroom/20230628_080217_M1GU_JWS7TBSWDW61ZYBO.1.pdf

BACKGROUND

- On 30 June 2023, as the removal of SREIM as the manager of Sabana Industrial REIT would trigger the removal of manager clause (the “**Removal of Manager Clause**”) that constitutes a review event under the Unsecured Facilities (as defined herein) of Sabana Industrial REIT, the Manager wrote to the lenders of Sabana Industrial REIT to seek their waiver from the review event.¹
- On 3 July 2023 and 4 July 2023, the Manager was informed by the lenders that they were unable to grant the waiver from the review event at the current juncture as they would require more information before a decision could be made.¹

Notes: Above are excerpts from EGM Circular dated 21 July 2023 - https://sabana.listedcompany.com/newsroom/20230721_000215_M1GU_XICWI547I0GICFV1.5.pdf

1. Page 2, Section 1.1 “Background”

BACKGROUND

- On 14 July 2023, the Trustee issued a letter to the Manager (“**Trustee Letter**”) regarding the Resolutions which sets out a draft of the statement from the Trustee to Unitholders in relation to how the Trustee intends to implement the Resolutions if one or both of them are passed as well as to highlight the potential risks and uncertainties associated with the implementation of the Resolution(s) (the “**Trustee Statement**”, and the draft of the Trustee Statement, the “**Draft Trustee Statement**”).¹
- On 19 July 2023, the Manager issued an announcement on Sabana Industrial REIT’s interim financial statements for the period from 1 January 2023 to 30 June 2023 (“**1H 2023 Financial Statements**”) and an announcement (the “**Rule 704(5) Announcement**”) pursuant to Rule 704(5) of the Listing Manual of the SGX-ST (the “**Listing Manual**”).¹
- On 19 July 2023, the Manager received a clarification letter from Quarz (the “**Clarification Letter**”) clarifying a typographical error in the Requisition Letter that the increase in dividend “... *would mainly come from cost savings from the S\$7.25 million of fees*”, instead of “... *would mainly come from cost savings of about S\$7.25 million of fees*”.¹

SABANA EGM WILL BE HELD ON 7 AUGUST 2023 AT 10.00 AM

REQUISITIONIST'S PROPOSED RESOLUTIONS

“RESOLUTION 1: That Sabana Real Estate Investment Management Pte. Ltd. be removed as the Manager of Sabana Industrial REIT as soon as practicable after this resolution is passed.

RESOLUTION 2: That the Trustee of Sabana Industrial REIT, HSBC Institutional Trust Services (Singapore) Limited, be directed to:

- i) effect the internalization of the REIT Management function by incorporating a subsidiary (“Internal Manager”) wholly owned by the Trustee and appointing such a subsidiary to act as the manager of Sabana Industrial REIT (the “Management Subsidiary”);
- ii) hire and appoint qualified candidates as directors and staff of the Internal Manager in accordance with the applicable requirements of the Securities and Futures Act 2001;
- iii) consider the retention of Sabana REIT’s existing staff in order to maintain the continuity of Sabana REIT’s operations; iv) amend the provisions of the Deed such that each director of the Internal Manager may be appointed and/or removed by a simple majority of unitholders;
- v) amend the provisions of the Deed such that each director of the Internal Manager must be endorsed or re-endorsed by unitholders at every 3rd annual general meeting of Sabana REIT; and
- vi) amend the provisions of the Deed such that any change of control in the Internal Manager may only be effected upon approval of a simple majority of unitholders.”¹

EGM DATE AND VENUE

Sabana Industrial REIT will convene an EGM pursuant to the Requisition Notice, to be held in accordance with paragraph 4.2 of the Property Funds Appendix, read with Section 176 of the Companies Act 1967.

Date : Monday, 7 August 2023

Time : 10.00 a.m. – 12.00 p.m.

Location : Hope@New Tech Park, 151 Lorong Chuan, #02-06 (Lobby F) Singapore 556741

Contact Us



Sabana Real Estate Investment Management Pte. Ltd.

(Company registration no: 201005493K, Capital markets services licence no: CMS100169)

151 Lorong Chuan #02-03 New Tech Park Singapore 556741

Tel: +65 6580 7750

Fax: +65 6280 4700

www.sabana-reit.com



For enquiries, please contact:

Ms Low Hooi Hoon

Sabana Real Estate Investment Management Pte. Ltd.

Tel: +65 6580 7857

Email: hooihoon.low@sabana.com.sg

Ms Chia Hui Kheng/ Ms Dolores Phua/ Ms Jass Lim

Citigate Dewe Rogerson

Tel: +65 6534 5122

Email: sabana@citigatedewerogerson.com

Important Notice

Disclaimer

You are cautioned not to place undue reliance on the information contained in this document as it is for your information only and does not have regard to your specific investment objectives, financial situation or your particular needs. Nothing herein shall be construed as investment or financial advice nor constitute an offer or invitation to invest in Sabana Industrial REIT or any investment or product of or to subscribe to any services offered by the Manager, the Trustee or any of their affiliates.